

MUSWAY

MUSIC IS THE WAY

MF108Q

BASSREFLEX SUBWOOFER ENCLOSURE

IMPORTANT NOTES

Choose a suitable location for your soundsystem, that neither the driver's field of vision nor the security of the inmates will be affected. This stands also for airbag-zones and safety belts. The permanent temperature of the location should not be lower than 5°C and not higher than 50°C. Protect the device from moisture and humidity.

Ensure that your subwoofer enclosure will not get loose during the drive and hurt someone in the passenger cabin. It is recommended, that you mount the subwoofer enclosure with suitable belts or any other mounting solutions in the trunk area.

Please observe not to damage any serial components of your vehicle (airbags, wires, gastank etc.) during the installation of your soundsystem by drilling or any other operations.

Never screw or mount any other devices (amps, caps etc.) onto the subwoofer enclosure, this may cause damage to the electricity.

For your personal concerns you should choose a appropriate sound level for the subwoofer enclosure, that neither the roadworthy of the driver nor his concentration will be disturbed, that he is able to notice possible traffic noises and acoustical warning signals.

Modern car audio soundsystems provide very high acoustic pressure beyond the 100 dB mark. Please observe in this case, that permanent use of high sound levels may cause damage to your ability of hearing.

Please ensure by any means the correct polarity of all connections. Faulty installed and connected devices may get damage the vehicle and the device permanently.

Please check in any case the operation guide or wiring manual of your amplifier which you'd like to use for the soundsystem.

POWER RATING

MUSWAY subwoofer enclosures are designed for high bass levels. Anyhow it is possible, that unsatisfying sound characteristics could be caused by too low or too high amplifier power. In certain circumstances this even can cause a damage to the loudspeakers.

It is recommended to choose rather a more powerful amplifier (ca. 15-20% more Watts RMS than the max. RMS power rating of the woofer) and to use the amplifier not at the maximum output level (low distortion factor, good sound characteristics). A weaker amplifier at the maximum level causes worse sound characteristics due to the higher distortion factor.

Never crank up the output volume of your amplifier to the maximum level or run the amplifier into the clipping range. If the sound is distorted and not clean, turn back the level until the distortions disappear.

MUSWAY subwoofer enclosures have no integrated limiter or clipper, which is limiting the level upwards. Overamplified bass peaks leads inevitably to a burn out of the voice coil of the woofer.

SPECIFICATIONS

Subwoofer	20 cm (8") with Dual Voice Coil (Ø 38 mm)
Power Rating	200 Watts RMS, 400 Watts max.
Impedance	2 + 2 Ohms
Frequency Range	35 - 300 Hz
Dimensions	55 x 35 x 16 cm

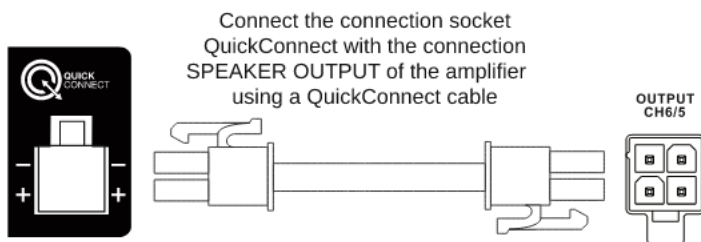
INTERCONNECTION WITH QUICKCONNECT

Required:

- Compatible MUSWAY amplifier such as M6:
- QuickConnect cable such as:
 QC120, length 120 cm
 QC300, length 300 cm
 QC500, length 500 cm

Recommended amplifier power:

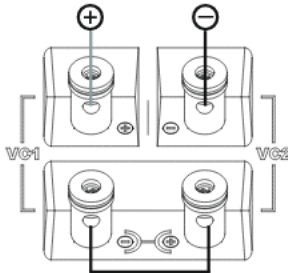
- 140 to 220 Watts RMS total
 at 4 or 2 + 2 Ohms



WARNING:
 Use the QUICKCONNECT interconnection and the spring terminal connections never at the same time!

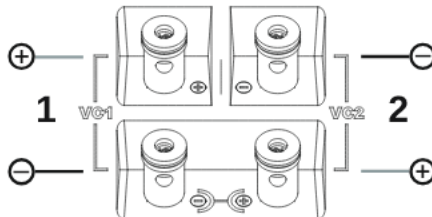
INTERCONNECTION WITH SPRING TERMINALS

Operation with one amplifier
serial 4 Ohms



Connect amplifier at VC1 + and VC2 -
140 - 220 Watt RMS, 4 Ohms
Connect VC1 - with VC2 +

Operation with two amplifier
standard 2 + 2 Ohms



Connect amplifier 1 at VC1
70 - 110 Watt RMS, 2 Ohms
Connect amplifier 2 at VC2
70 - 110 Watt RMS, 2 Ohms

WARNING:

Please ensure that the connection of the cables have the correct polarity as marked.

MUSWAY

MUSIC IS THE WAY

MUSWAY

26820 Hobie Cir. Suite A-1

Murrieta, CA 92562 USA

+1 951-816-6307

www.muswayusa.com